


GOLDWAY



Affordable, reliable, adaptable monitoring at the bedside

Philips Goldway G30E/G40E preconfigured Patient Monitors

G30E/G40E with Reliability and Flexibility

A patient's condition can change rapidly, and clinicians need to respond swiftly to changes in their condition. Having a highly reliable, versatile patient monitoring solution on hand saves precious time in determining the best course of care.

G30E/40E is your choice of a cost-effective, easy to learn, preconfigured bedside monitor or solution that provides reliable measurements (Philips ST/AR ECG and FAST-SpO2) and that can be connected to Efficia CMS200, or integrate to EMR/HIS directly by HL7 data output function. Due to its lightweight design it can be easily mounted on a roll stand and moved from bed to bed. It is ideal for sub-acute (stepdown) departments and wards while, due to available measurements, it can also be used in certain high acuity areas when customers mainly have tight budgets. It is fully compatible and supplied with Philips consumables.

Key Benefits

Built according to Philips exacting quality standards, G30E/40E patient monitors offer market proved essential parameters in a compact, cost-effective monitor to provide accurate measurement results upon your tight budget. The alarm latch function helps reduce alarm fatigue to form a silent care environment.


Ease of use

The monitors are available with 10.4" (G30E) and 12.1" (G40E) displays with flexible display modes like big number display mode, mini-trend, OCRG, as well as auto waveform channel height adjustment function to fit various clinical settings' need. Their intuitive menus, fixed key access, bright color screen and optional touch screen were all designed for maximum ease of use.



Supplied with Philips consumables

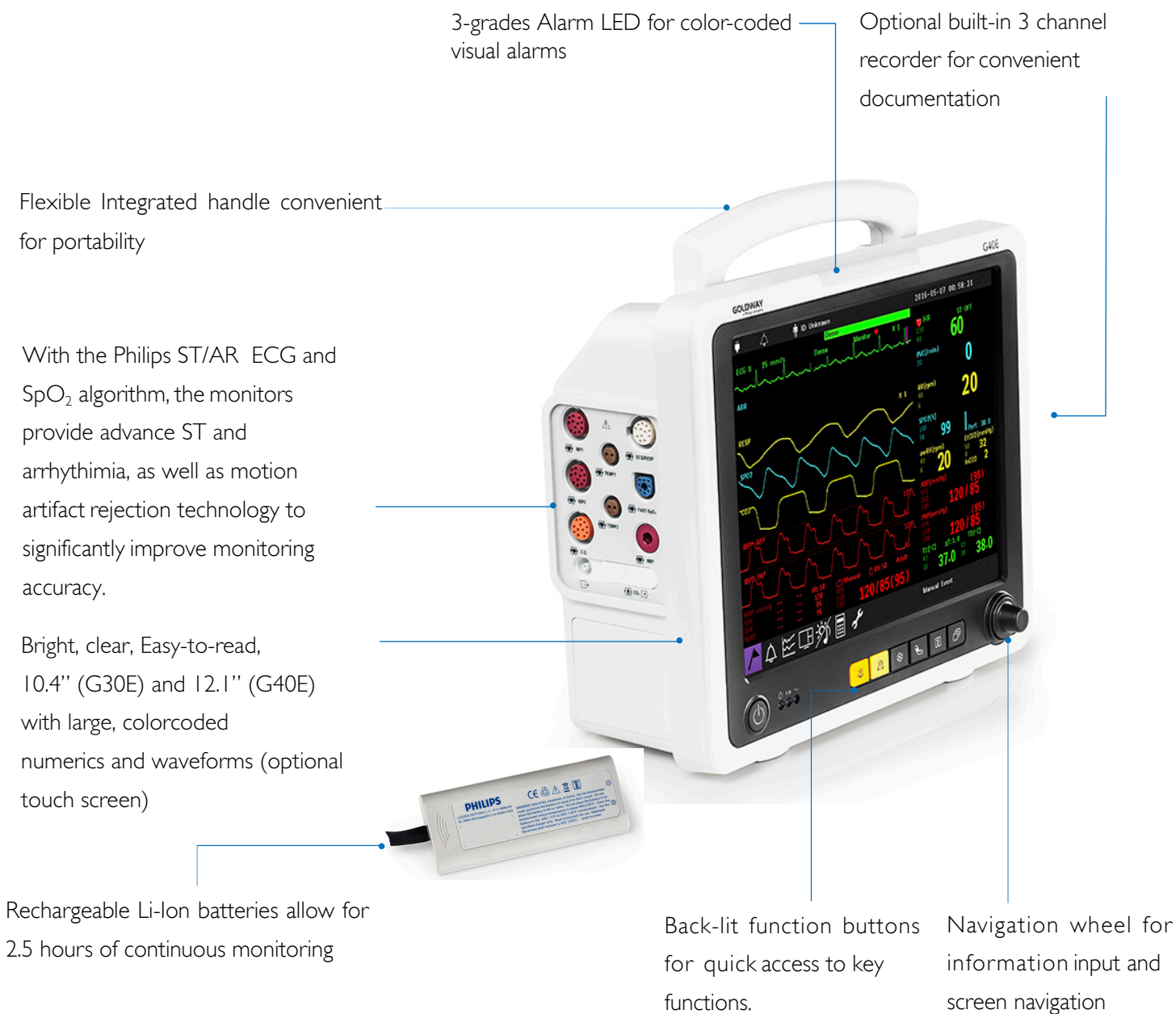
G30E and G40E patient monitors are designed to be compatible with Philips consumables, which are also used on Philips Efficia CM series monitors, to lower your total cost of ownership by sharing Philips consumables across different care settings.



Various networking and data management capabilities

G30E and G40E come standard with LAN networking capabilities for facilities looking to create a network with a bidirectional communication with Philips Efficia CMS200 Central Monitoring System or require data output in HL7 format.

The bed to bed overview function supports up to 32 bedside monitors connecting at the same local network system to overview waveform, measurement results and alarm information without a central monitoring system, offering customers without budget for a central monitoring system an alternative solution for remote monitoring.



Provides advanced functionality for higher acuity situations

G30E and G40E monitors deliver time-sensitive data about cardiac and respiratory conditions. In addition to basic monitoring parameters, such as Philips ST/AR 3/5 lead ECG/ RESP, NBP, 2*TEMP, and Philips SpO₂/PR, ST and arrhythmia monitoring, as well as 2-channels invasive blood pressure and microstream etCO₂ monitoring as options.

The G40E features an option for thermodilution cardiac output – the gold standard for measuring cardiac efficiency. Clinicians can also incorporate hemodynamic calculations with C.O. measurements for a more in-depth assessment of patients' cardiac/circulatory status.



Roll Stand



Wall Mount

Specifications subject to change without notice

After-sale service telephone: + 86 - 755 - 8627 8308

Philips Goldway (Shenzhen) Industrial Inc.

No. 2 Keji North 3rd Road, Nanshan District, Shenzhen,
P. R. China 518057
Tel: + 86 - 755 - 2698 0999 Fax: + 86 - 755 - 2698 0222

